

Using WhatsApp

Video calling from your smartphone, computer or tablet can be easy with WhatsApp.

What is WhatsApp?

Like Skype, WhatsApp is a popular video chat application. It's mostly used on smartphones, but is also available for laptops and desktop computers. You can download the app from the official app store for your device.

With WhatsApp, you can video chat with other people whenever you want, and talk for as long as you want. You can also text and voice chat.

You can find the WhatsApp web page at www.whatsapp.com.



WhatsApp

How it works

Using WhatsApp is just like making a phone call. You select the name of the person you want to call, and then tap or click on the video call button to start a call.

When a call starts, the face of the person you're calling will appear full-screen. You can also see a small video window that shows your face, so you can see what you look like to the other person.

How much it costs

WhatsApp is completely free. It doesn't cost money to download, install or to use.

Using WhatsApp

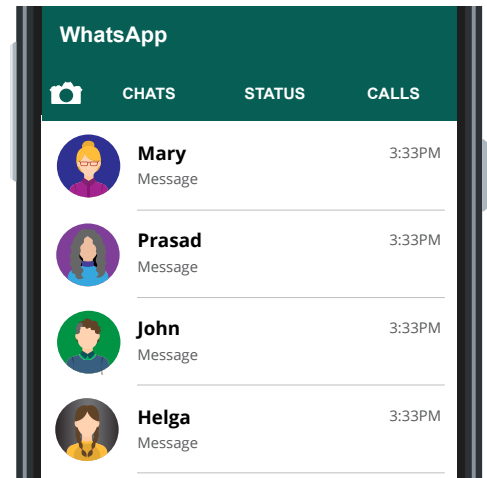
Adding contacts to WhatsApp

Before you can make video calls with WhatsApp, you need to add contacts. You can do this in two ways:

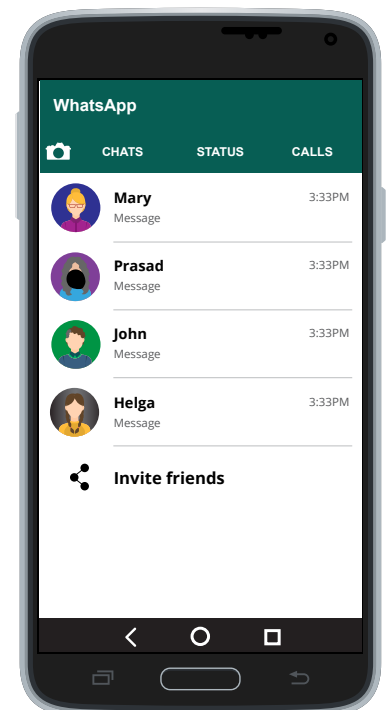
1. WhatsApp can use your existing contacts list.
When you install or start WhatsApp, it will ask for permission to use your phone or device's contact list. It will automatically detect which people also have WhatsApp and will add them to your contacts list.
2. You can search for people in by using the Search bar.
Tap or click on the + or Add contacts button. You can then search for someone by name, phone number or email address.

Inviting contacts

If people you know don't use WhatsApp, you can invite them to do so. Tap on the Invite Friends button to send them a message with instructions on how they can install it on their device.



Before calling on WhatsApp you need contacts




Invite friends to WhatsApp

Using WhatsApp

Making a call

To make a WhatsApp video call, just follow these steps:

1. Tap or click on the name of the person you want to call.
2. Tap or click on the video call button It looks like a video camera.
3. Wait for the other person to pick up (they will click on the green pick up button).
4. Talk as long as you like. You'll see their face on your screen, and your face will be in the corner so that you know what you look like to them.
5. Tap or click on the red hang up button to end the call.



WhatsApp video call

Getting to know WhatsApp

Once you've got a contacts list set up, making a video call with WhatsApp is as easy as making a phone call. Even better, it's totally free!