

# Researching Family History

Creating a record of your genealogy can be a fun online activity.

## How can the internet help with family history?

Building a family history begins with finding records about family members. The internet can help with research, and provide great tools and services that let you discover and manage family records.

- You can search for family members on the internet.
- You can use the internet to try and confirm family lore about your ancestors.
- You can find official records online without having physically visit old archives.
- You can use tools on the internet to organise your family records.

## Family history tools

There are all kinds of easy-to-use tools on the internet to help you record your family history. These tools can assist you in researching your history and building a family tree to keep things organised.

- Some family history tools keep your information on the internet, while some keep it on your computer.
- Some tools cost money and others are free.
- Some tools can help you do research.
- You can enter your family records easily into these tools.
- In addition to names and dates, these tools let you add photos, copies of documents and everything else you've found.
- The tools will keep things organised and generate a family tree from the information you enter.



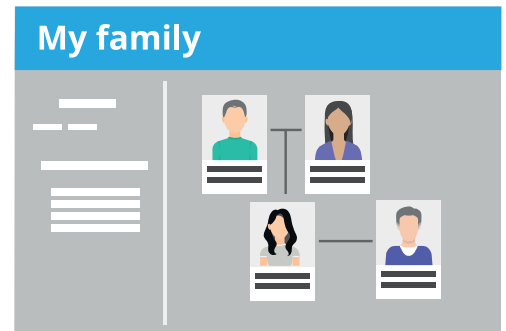
Organise your family tree  
with online tools

# Researching Family History

## Family history services

The internet is a great way to find out information for your family history. There are dedicated services available online that can help you to do research but you should always start with what you already know.

- First, ask as many people in your family as you can contact. What do they know about your shared family?
- There are services on the internet that can help.
- Those usually cost money, but they may save you time.
- Use a service that focuses on Australia.
- Valuable information can be obtained for free from online government databases.
- Make sure you can export your information from a service, so you can use it elsewhere.
- Some services may wish to share your family data. Consider carefully whether you want them to do this.

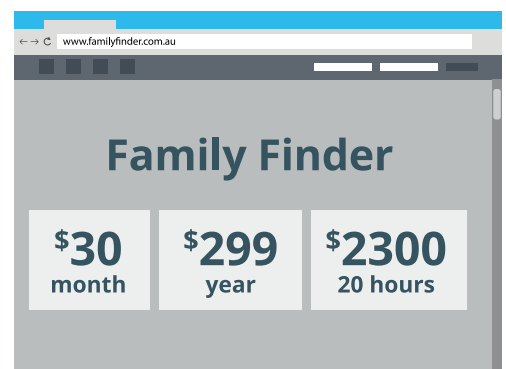


Discover more about your family history online

## Paying for family history

Family history services can offer a wide range of paid search services. These can be useful to save lots of time in research and provide a good start for a family history, but it's important to consider the costs too.

- Low cost services tend to provide automated look-up of public databases.
- High-cost services can be like detective agencies.
- Some paid services can be pushy in asking you to sign up.
- Using a paid service is like signing a contract.
- Some services allow a free 14-day trial. That's a good way to see if you like the service.
- Some services offer DNA testing to determine your family origins. This can be interesting but usually doesn't help with your family history.



Family history services usually offer a range of paid services

# Researching Family History

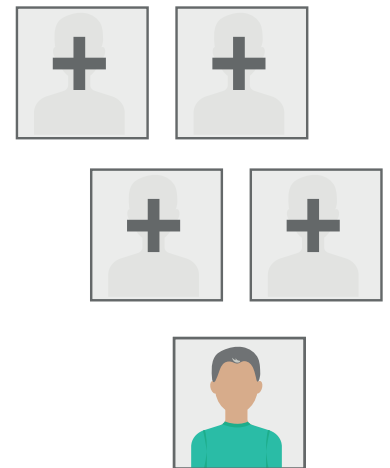
- Make sure that you can export your research information for use with other tools. GEDCOM is the usual format.
- Read the terms and conditions of the service so you know what you're getting, and think about your family privacy.
- If you've signed up for a free trial and don't want to continue with the service, remember to cancel it in time so you don't get charged.

**'Read the terms and conditions...  
and think about your family privacy.'**

## How to get started with family history

Get started without paying anything by creating a family tree using details that you already know about your family history, and gathering as much information as you can from your relatives.

- Ask your family about their dates and relationships. Contact more distant family members.
- Use the internet to search free databases, such as the Australian National Archives and Registers of Births Deaths and Marriages.
- Start a free trial with an online family history tool.
- Enter the family information you've gathered so far, starting with yourself.
- The service may search its databases for other family members and give you the option to add them.
- Decide whether you wish to continue with the service.



**Me**

Your family tree  
starts with you

# Researching Family History

- If you don't want to continue the service, cancel at least two days before the end of the trial period.
- Before cancelling, export your data as a GEDCOM file to your computer so you can use it with other tools.

**'Use internet apps like Skype and FaceTime to communicate with distant relatives and find out what they know.'**

## Making the most of the internet for family history

You can use the internet to find a range of resources that can enrich your family history. You can discover images, videos and facts from the lives of your family members and reconnect with distant relatives using internet apps.

- You can add scans of photos and documents to your family history with most family history tools..
- You can search the internet for things like maps of your ancestors' home towns, and perhaps even find photographs of their homes.
- Try searching for videos showing ancestral home towns or work places.
- Use internet apps like Skype and FaceTime to communicate with distant relatives and find out what they know.
- Be cautious about people who seem to be distant relatives until you've established who they are.